

# Explorers Book

Clare Discovery Centre

national  
museum  
cardiff  
amgueddfa  
museum  
caerdydd

## Welcome to your collection—please touch!

Each discovery drawer is filled with something special from the Museum's collection.

Take a look, what will you find?

There are booklets to help you investigate the objects more closely, and our friendly, specialist facilitators are on hand to answer your questions.

The activities in this booklet will help you to use all of your explorers' skills.

Use them to help you draw and write about your visit.

When you get home think about what you would put in your very own museum.

To preserve and protect our museum artefacts please make sure your hands are clean before you pick anything up. This helps to keep the object in good condition

★ And of course no food or drink in the gallery!



# How to be a good explorer

Being an explorer is all about looking at things differently.

When you are examining an object think about some of these questions.....

Is it real or is it a model?

How old is it?

Is it heavy or light?

What does it feel like (rough, smooth, soft, hard....?)

How was it made?

Is it natural or manmade?

What is it made of?

Does it remind you of anything you've seen before?

Where did it come from?

## But what is it?

Have you noticed that museums use labels to explain and describe the objects they have on display?

Here in the Clore Discovery Centre we think half the fun is finding things out for yourself, it's what an explorer does.

Examine any two things in the gallery and write your own object labels for them. Think about what you want to tell the world about your objects:

The form consists of two large, empty rectangular boxes with dashed borders, stacked vertically. The paper is cream-colored and appears to be a sheet of paper with a blue paperclip at the top right corner. On the left side, there is a black ink splatter graphic.

# Take a closer look

Look at something closely. Look at it from far away. Does it look different each time?

Use the microscopes and magnifying glasses to help you get a really close up view of the objects.

The photos below show some of the specimens up close. Can you work out what they are?



Blank dashed box for answer



Blank dashed box for answer



Blank dashed box for answer



Blank dashed box for answer



Blank dashed box for answer



Blank dashed box for answer

# Use your senses

When we explore objects we usually use more than one sense  
Choose three objects and describe them just by touch. When  
you've finished see if a friend can guess what you chose from your  
description.

Here's an example:

Cold

Bumpy

Heavy

★ It's an ammonite!



1

2

3

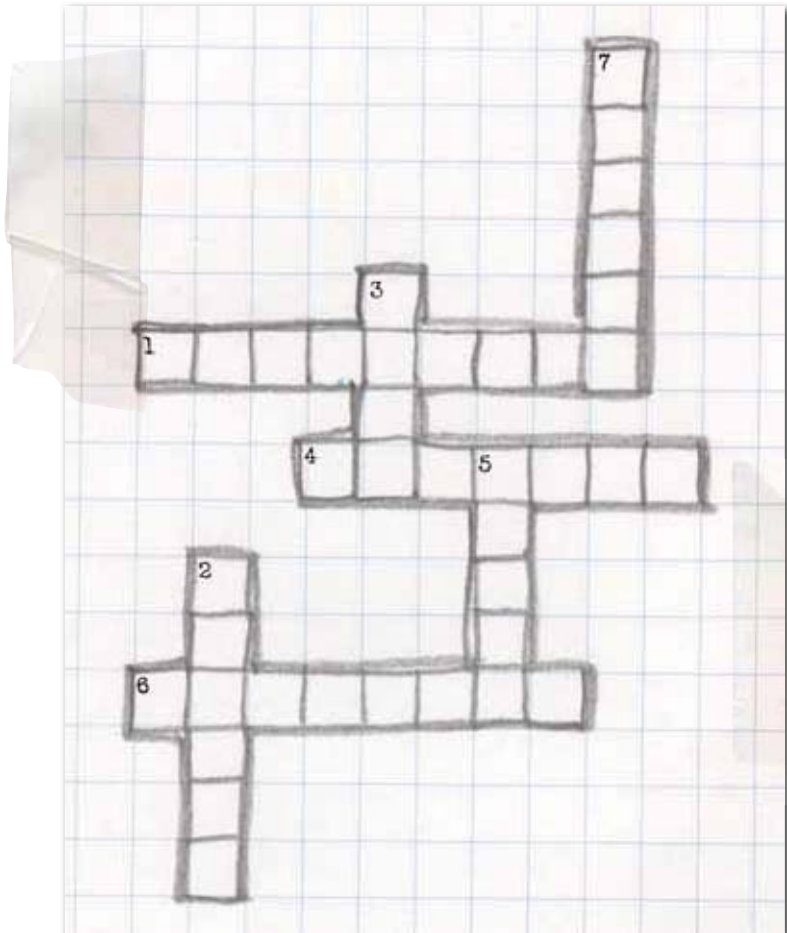
# Word Play

## ACROSS

- 1) Fragments of rocks and/or metal that fall from space.
- 4) The remains of once living plants or animals.
- 6) This arctic whale has one long, tusk like tooth.

## DOWN

- 2) An eighteenth century must have item – makes the perfect cuppa
- 3) Extinct flightless bird once found in Mauritius.
- 5) The bony protective casing of the head.
- 7) This gold coloured mineral, known as 'fool's gold', won't make you rich.




# Shadow Play

The Clore Discovery Centre looks very different after dark. We call the shadowy shapes that things make silhouettes.

Can you identify these objects from their silhouettes?

I helped people find their way in the dark during the Roman times

---




I belong to an African mammal. I spend a lot of time in the water so my eyes, ears and nostrils are placed high on my head.

---

A digger driver found me at a burial mound in Clocaenog, Denbighshire.

---




# My museum

Explore your world. Fill the museum case below with drawings of your favorite pair of shoes or something you have seen today.



This is a trophy I won for spelling when I was seven!

 <p data-bbox="58 526 333 590">This is a trophy I won for spelling when I was seven!</p>		

urite objects. Maybe something you found on a trip, your favourite toy,
